

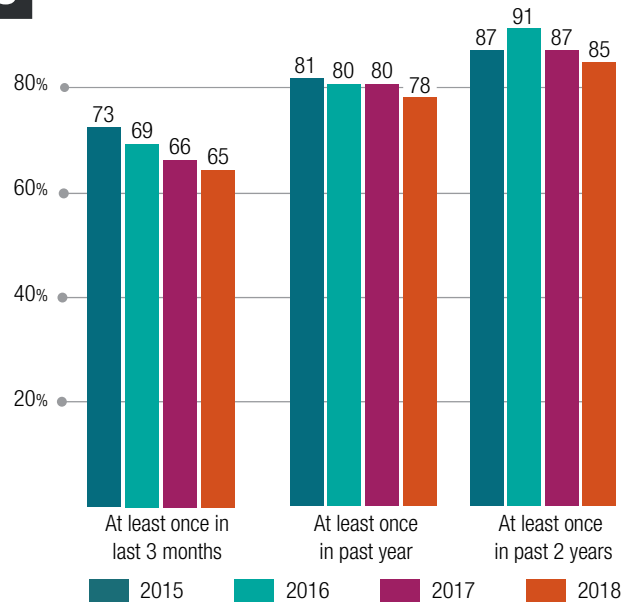


## Attendance at arts and cultural activities

In 2018, Western Australians continue to report **high levels of attendance at arts and cultural activities**, with 39 per cent attending at least once in the month prior to the survey. In the three months prior to the survey, 65 per cent attended arts and cultural activities.

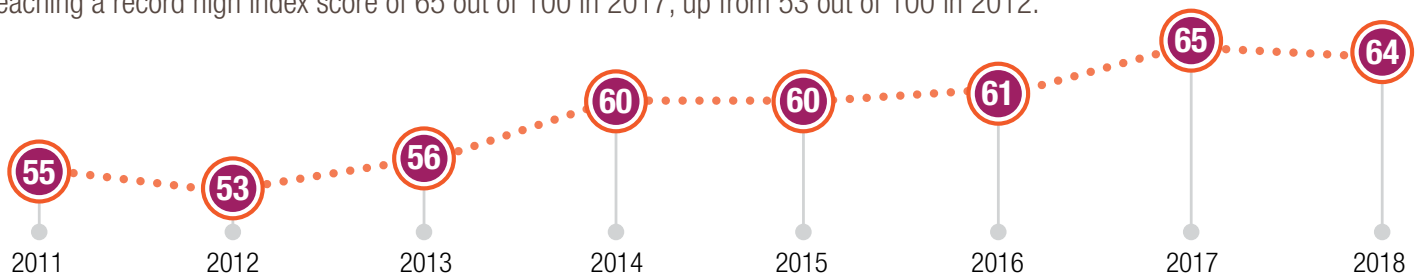
The percentage of respondents who attended or participated in at least one arts or cultural activity in the year prior to the survey remained steady, at 78 per cent (down slightly from 80 per cent in 2017).

85 per cent of respondents had attended or participated in an arts or cultural activity in the past two years, a slight decrease on the average over the past four years (91 per cent in 2016 and 87 per cent in 2015 and 2017).



## Access to participate in arts and cultural activities

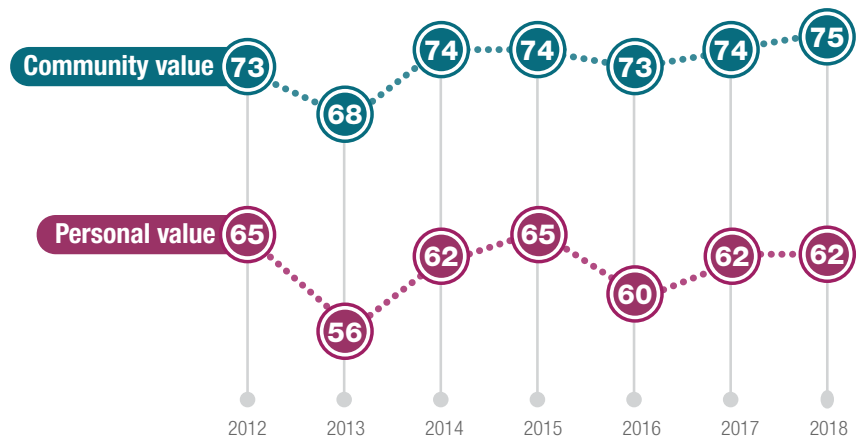
Western Australians' **access to, and participation in, arts and cultural activities has increased overall in recent years**, reaching a record high index score of 65 out of 100 in 2017, up from 53 out of 100 in 2012.



## Community and individual value

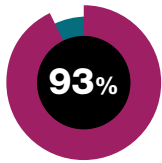
Western Australians continue to value the role arts and culture play in their lives at increasing levels. The value of arts and culture to the **respondents' personal lives** remains relatively high and consistent over the years, with an index score of **62 out of 100**. The value that respondents attributed to **the role arts and culture plays in their community** remains consistently high with an average response providing an index score of **75 out of 100**.

Households where someone is **living with a disability or impairment** rated the role of arts and culture in the community as highly valuable, with an index score of **81 out of 100**.

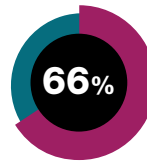


## Public attitudes

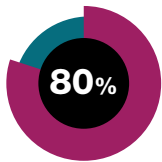
The 2018 survey highlights positive levels of support towards arts and culture in the community.



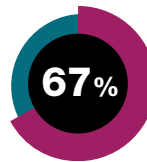
Consider it **important for children to access arts and cultural activities** as part of their education.



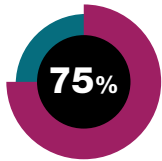
Consider the **contribution of arts and culture valuable to the identity of the State** of Western Australia.



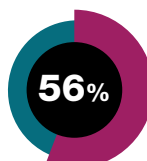
Believe that the **government should invest in arts and cultural activities**.



Consider the **contribution of arts and culture valuable to their sense of community** in Western Australia.

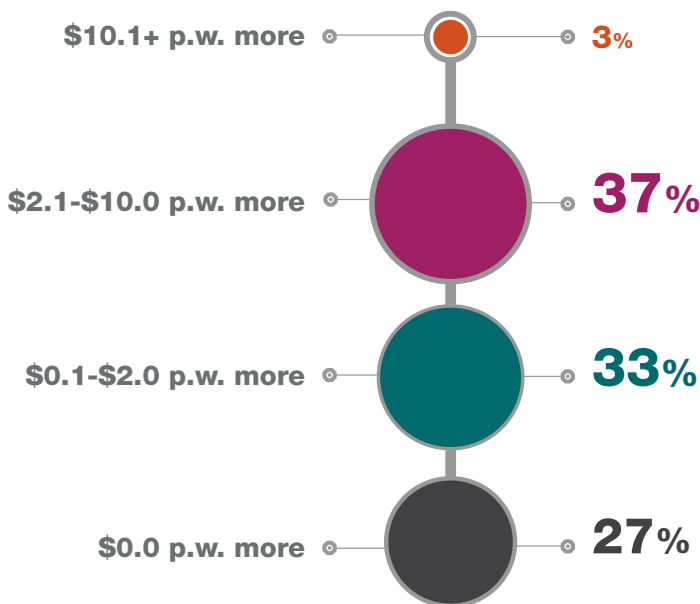


State that the **arts make them feel good**.



Believe that the **arts should not rely on ticket sales alone**.

## Public value



**The Western Australian Government provides approximately \$2 of public funding per person to arts and cultural activities, services and facilities per week.<sup>1</sup>**

When the respondents were asked whether in their opinion this amount was 'too low', 'about right' or 'too high', 55 per cent considered this amount to be 'too low' and 36 per cent 'about right'. Only ten per cent of respondents said it was 'too high', with 15 per cent of respondents providing an 'unsure' answer.

As shown in the diagram, when the respondents were asked **what amount they would be willing to pay per week to expand or increase access to arts and culture in WA**: 33 per cent said they

were prepared to pay up to \$2 per week more; 37 per cent said they were happy to pay between \$2 and \$10 per week more; and three per cent said they would be happy to pay over \$10 per week more. 27 per cent said they would leave funding at current levels.

<sup>1</sup> Calculation provided by Department of Local Government, Sport and Cultural Industries (DLGSC) and based on total Western Australian Government funding of \$100.75 per person per year towards Arts and Cultural activities as reported in the *Meeting of Cultural Ministers Statistic Working Group, Cultural Funding by Government Survey 2015-16*. Population data from ABS Cat. 3101.0 - Australian Demographic Statistics, Jun 2016: <http://www.abs.gov.au/ausstats/abs@.nsf/mf/3101.0>

**Methodology** - This fact sheet was compiled from a survey conducted in 2018 by [Catalyse Pty Ltd](#) on behalf of the Department of Local Government, Sport and Cultural Industries. A total of 1,012 respondents in the Perth metropolitan area (798) and regional Western Australia (214) aged 17 and over completed the online survey. In 2017, there was a slight change to the methodology for calculating the Index Score throughout the survey. As a result, the index score more accurately reflects the range of survey responses from zero to 100. Historical index scores have also been recalculated with the new methodology. To view the full survey report visit the [Research Hub](#) on the DLGSC Culture and the Arts (WA) website.