

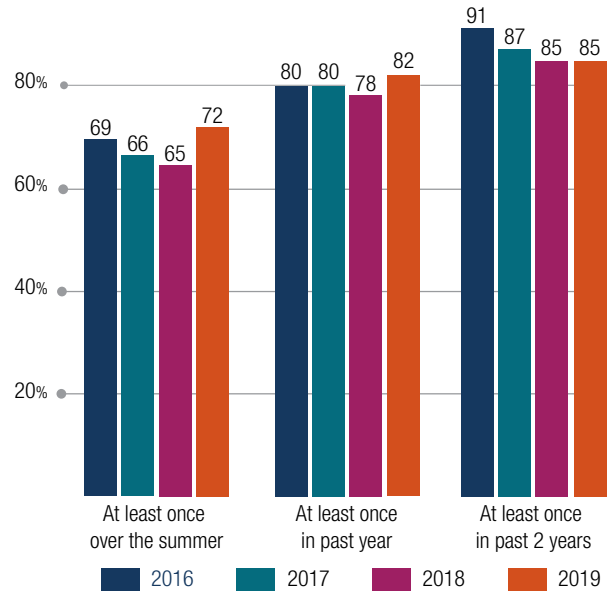


Attendance at arts and cultural activities

In 2019, Western Australians continue to report **high levels of attendance at arts and cultural activities**, with 47 per cent attending at least once in the month prior to the survey. Over the summer months prior to the survey, 72 per cent attended arts and cultural activities.

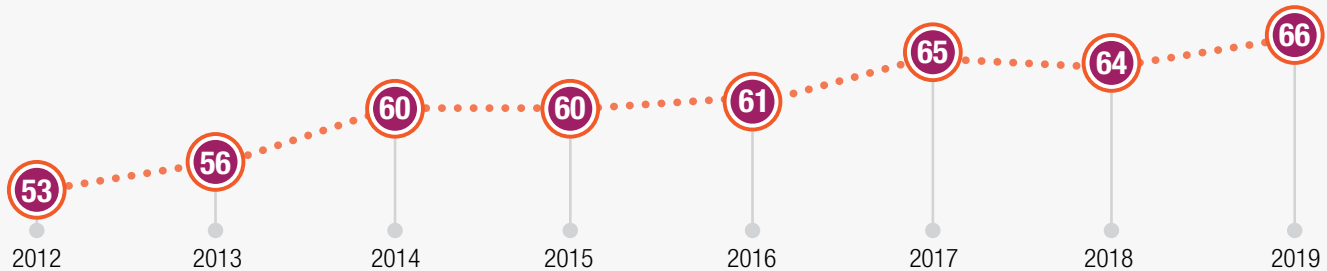
The percentage of respondents who attended or participated in at least one arts or cultural activity in the year prior to the survey increased to 82 per cent.

85 per cent of respondents had attended or participated in an arts or cultural activity in the past two years, to remain steady from 2018.



Access to participate in arts and cultural activities

Western Australians' **access to, and participation in, arts and cultural activities has increased overall in recent years**, reaching a record high index score of 66 out of 100 in 2019, up from 53 out of 100 in 2012.

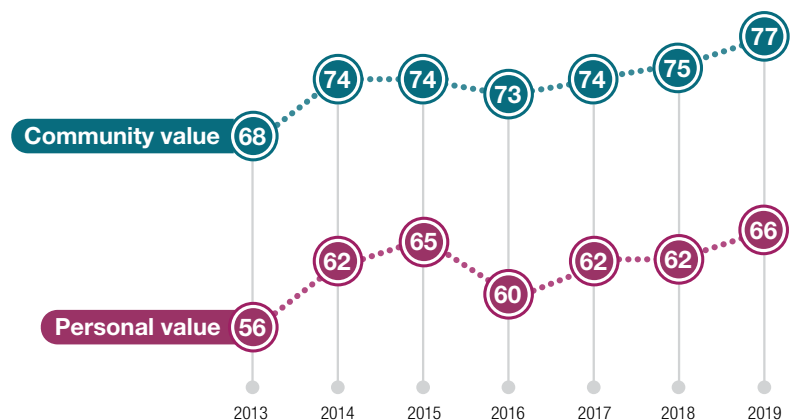


Community and individual value

Western Australians continue to value the role arts and culture plays in their lives, and the value is increasing.

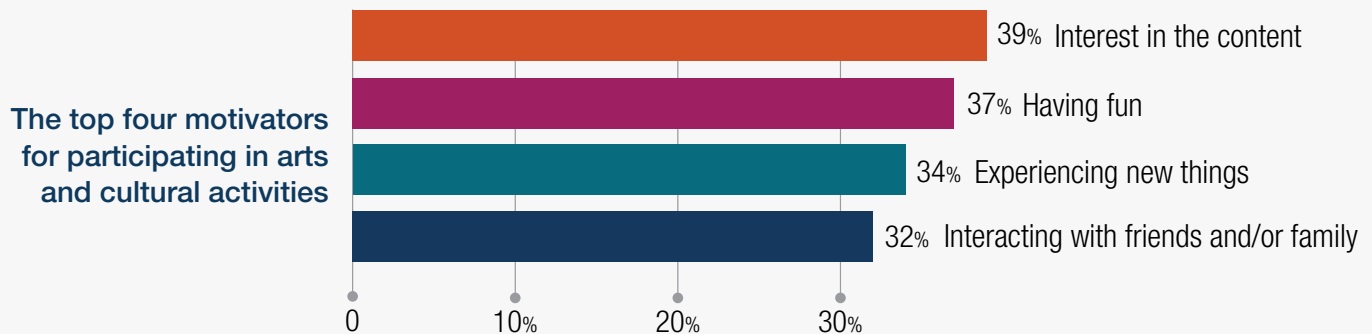
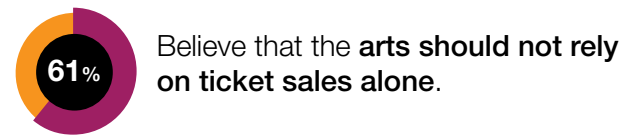
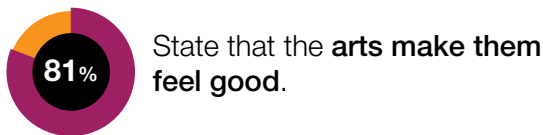
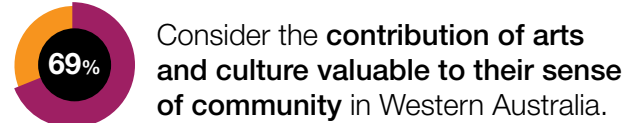
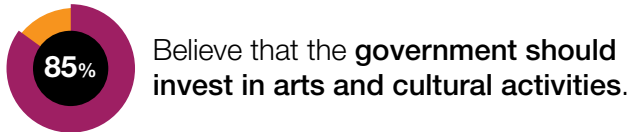
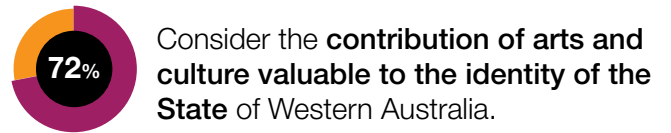
The value that respondents attributed to **the role arts and culture plays in their community** is the **highest score achieved in the past 11 years** providing an index score of **77 out of 100 for metro** residents in 2019, and a higher score of **78 out of 100 for regional** residents.

The value of arts and culture to the respondents' personal lives remains relatively high and consistent over the years, reaching a high in 2019 with an index score of **66 out of 100 for metro** residents and **63 out of 100 for regional** residents.

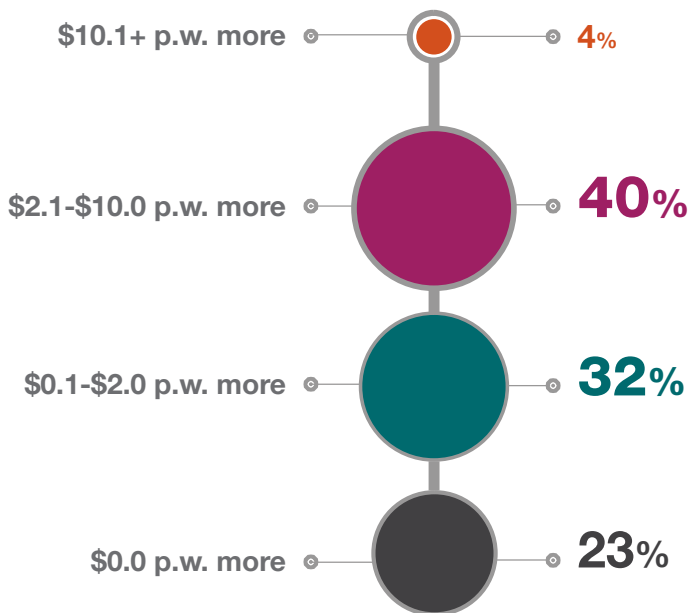


Public attitudes

The 2019 survey highlights **positive levels of support** towards arts and culture in the community.



Public value



The Western Australian Government provides **\$2.21 of public funding per person for arts and cultural activities, services and facilities per week.**¹

When the respondents were asked whether in their opinion this amount was 'too low', 'about right' or 'too high', 52 per cent considered this amount to be 'too low' and 39 per cent 'about right'. Only nine per cent of respondents said it was 'too high', with 17 per cent of respondents providing an 'unsure' answer.

As shown in the diagram, when the respondents were asked **what amount they would be willing to pay per week to expand or increase access to arts and culture in WA**: 32 per cent said they were prepared to pay up to \$2 per week more; 40 per cent said they were happy to pay between \$2 and \$10 per week more; and four per cent said they would be happy to pay over \$10 per week more. 23 per cent said they would leave funding at current levels.

¹ Calculation provided by Department of Local Government, Sport and Cultural Industries (DLGSC) and based on total Western Australian Government funding of \$114.91 per person per year towards Arts and Cultural activities as reported in the *Meeting of Cultural Ministers Statistic Working Group, Cultural Funding by Government 2017-18*.

Methodology — This fact sheet was compiled from a survey conducted in 2019 by [Catalyse Pty Ltd](#) on behalf of the Department of Local Government, Sport and Cultural Industries. A total of 1,317 respondents in the Perth metropolitan area (837) and regional Western Australia (480) aged 17 and over completed the online survey. To view the full survey report visit the [Research hub](#) on the DLGSC website.