

KidSport – Club – How to Guide

August 2023

Contents

KidSport Overview	2
Purpose	2
Apply to be a KidSport Club	3
Navigating the portal	8
Changing the KidSport primary contact	8
Logging into the KidSport portal	8
Updating KidSport club details	9
Club fees	9
Updating fees	9
Registration fees	9
Uniform and Equipment fees	9
Bank details	11
Viewing claimed vouchers	12
Payment of KidSport funding	13
Viewing invoices	13
Refund Process	14
Promotional Material	14
Contact Us	14



KidSport Overview

The KidSport program is an initiative of the Western Australian State Government to support children aged 5 to 18 years of age from low-income families and at-risk population groups to participate in community sport.

The program subsidises participation costs by providing \$300 per financial year to each eligible child to join a KidSport Club.

The program is administered by the Department of Local Government, Sport and Cultural Industries (DLGSC) with the support of Western Australian local governments.

The department strongly advocates the benefits of involvement in community sport, not only for the physical benefits, but the positive impact on the mental and emotional wellbeing of the community.

The primary objective of the KidSport program is to reduce the financial barrier of participation in community sport for low-income families.

Purpose

The purpose of this document is to outline the process of applying to become a KidSport approved club, and how to navigate the KidSport Club portal platform to redeem KidSport funding for approved applicants and related processes.

This guide is useful for future and current KidSport approved clubs and their primary administrators.

This guide should be read and acknowledged in conjunction with the [KidSport policy](#) to fully understand club responsibilities, and KidSport program processes and principles.

Apply to be a KidSport Club

1. Browse to [Information for Clubs](#)
2. Review all information then click the [Register](#) button.
3. Clubs applying to be KidSport approved are required to meet the [Club eligibility criteria](#).

Information for clubs

KidSport club eligibility.

KidSport portal

Sign in to manage your KidSport portal.

Sign In >

Register

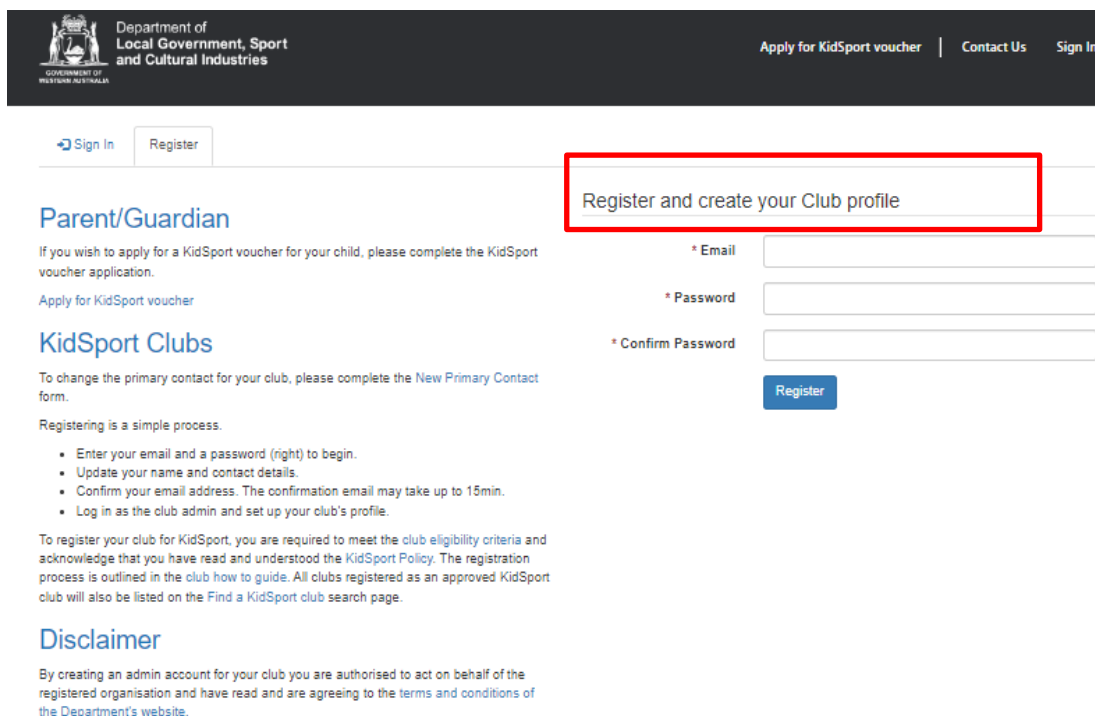
Access Conditions

By accessing the KidSport portal the nominated contact acknowledges they are authorised to act on behalf of the registered organisation, and have read and understood the [Information for Clubs](#) and the [KidSport Policy](#). The nominated contact agrees to the website [terms and conditions](#) and [privacy statement](#).

Information accessed through the KidSport portal can only be used in the process of claiming KidSport funding as outlined in this how-to guide.

Set up an administrator account

1. Review the disclaimer and [KidSport policy](#), then register your email address to create a log in as the Club administrator.



The screenshot shows the registration page for a club administrator. At the top, there is a navigation bar with the Department of Local Government, Sport and Cultural Industries logo and links for 'Apply for KidSport voucher', 'Contact Us', and 'Sign In'. Below the navigation bar, there are 'Sign In' and 'Register' buttons. The main content area is titled 'Parent/Guardian' and 'KidSport Clubs'. The 'KidSport Clubs' section contains instructions and a list of steps for registration. A red box highlights the 'Register and create your Club profile' form, which includes fields for '* Email', '* Password', and '* Confirm Password', along with a 'Register' button.

2. Enter your name, position, and contact number/s then click **'Update'**.

Your Information

Title

First Name * Last Name *


Position


Mobile Phone Business Phone

E-mail

3. Once updated, click the **Confirm Email** button.

Follow the instructions in the email to confirm your account.

 Your email requires confirmation.

Your profile has been updated successfully. 

4. Refresh the page, or sign back in to continue with registration.

Register as a KidSport Club

1. On the left-hand side of your profile page, click the **Club Home** button.
2. On the Club home page on the right-hand side, click the blue **Add Club** button.
3. Enter all your organisation's details and **Save**.

Profile
<input type="button" value="Club Home"/>
<input type="button" value="Change Club Contact"/>
Security
<input type="button" value="Change Password"/>

- Once the Club has been created successfully review details onscreen.

Club Created Successfully

You have now created your club profile.

KidSport Club Registration

To become a KidSport Approved club, click **Register for KidSport**.
Your club fees and bank details will need to be entered for your club to be assessed.

To save your details and Register for KidSport later, click **Club Home**, to return to your club homepage.
You can continue registration at any time by clicking on the down arrow to the right of your club name and select Register for KidSport.

For further information and assistance, please contact the KidSport team on 08 9492 9911 or kidsport@dlgsc.wa.gov.au.

COVID-19 Cleaning Subsidy

To submit an application, click **COVID-19 Cleaning Subsidy**.
Click on your club's name from the list to finalise your application.

Registered Name *	Preferred Name
<input type="text" value="DEPARTMENT OF LOCAL GOVERNMENT SPORT AND CULTURAL INDUSTRIES"/>	<input type="text" value="Test Club 111"/>
ABN	Incorporation Number
<input type="text" value="14 445 022 107"/>	<input type="text" value="A0650051N"/>
Club Email	KidSport approval status
<input type="text" value="eleanor.cribb@dlgsc.wa.gov.au"/>	<input type="text" value="N/A"/>

- To continue with registration click **Register for KidSport**.

KidSport Club Registration

Please enter **Club Registration Fees** before continuing. Your club can not be approved without having any fees listed.

Please verify the information on this form and register to be a KidSport approved club. By submitting this form with your bank details, you understand and agree that this account will be used for all future payments from the Department of Local Government, Sport and Cultural Industries.

KidSport Registration

Australian Business Number (ABN) *

Registered Name *

Incorporation Number

If you need to return to registration later, you will now be able to access the 'Register for KidSport' page from the 'Club Home' page as shown below:

Registered Name ↑	Preferred Name	Main Sports	KidSport Approved?	
Test Swim School	Swim School Mighty Dolphins	Swimming	N/A	▼

[Copyright](#)
[Disclaimer](#)
[Privacy](#)
[About this website](#)

© Department of Local Government, Sport and Cultural Industries, Government of Western Australia

6. Confirm Working with Children compliance

Working with Children *

Every child has the right to feel safe when participating in sport and recreation.

Organisations that undertake child-related work or activities have a responsibility to keep children and young people (those aged under 18 years) safe from harm and abuse.

To become an eligible KidSport club, you are required to comply with the *Working with Children (Criminal Record Checking) Act 2004*. This means certain people who engage in paid or unpaid work with children in your club will be required to hold a current Working with Children Check. To understand the obligations for your organisation, your employees and volunteers, visit the [Working with Children Check website](#).

In order to proceed, you must answer the following question:

Does the club you are registering comply with it's obligations under the *Working with Children (Criminal Record Checking) Act 2004*?

- If your organisation **does** comply with all WWC obligations answer **Yes**.
- If your organisation **does not** comply with all WWC obligations, answer **No**.
- Organisations who answer **No** will not meet the mandatory criteria to become or remain a KidSport Club, as outlined in the KidSport policy.
- If your organisation answers **No**, KidSport approval will not be approved until such time as you comply with your requirements.
- To further understand your organisation's compliance obligations, you should contact the [Working with Children Screening Unit](#).

7. **Enter Registration Fees.** Use the link under Registration Fees, to add all club registration/membership fees and or uniform and equipment fees (if applicable). See page 5 for examples.

Note: KidSport vouchers can only be approved to match a listed fee. The name of the fee should be descriptive. e.g., AusKick, Junior membership, Yearly membership fee, etc.

Once all fees have been added click the 'Return to KidSport Club' registration page.

Registration Fees

To add registration fees, for this club, go to [Club Registration Fees](#)

Name ↑	Club	Ages	Amount	Amount (xxx)	Type	Created On	Modified On
--------	------	------	--------	--------------	------	------------	-------------

There are no records to display.

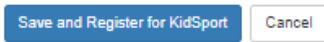
8. Enter bank details.

9. Click the Choose File button and upload supporting documents. All clubs must attach:
 - Evidence of bank account details
This can be in a form of a bank statement, blank deposit slip or other document issued by your bank, that clearly displays the **BSB**, **Account Number** and **Registered Name**.

Your club may also need to attach:

- Evidence of State Sporting Association affiliation (Sport business)
- Evidence of peak body endorsement (Swim School)

10. Double check all your information is correct then click '**Save and Register for KidSport**'.



- Completed applications will be reviewed by the KidSport team within 10 business days.
- The team will contact you with any questions or if information is missing, which may delay your application.
- All approved KidSport Clubs and primary contacts will be listed on the Find a KidSport club search portal.
- The primary contact will be contacted by the KidSport team with updates on the program, information on approved vouchers and when conducting random audits.

Navigating the portal

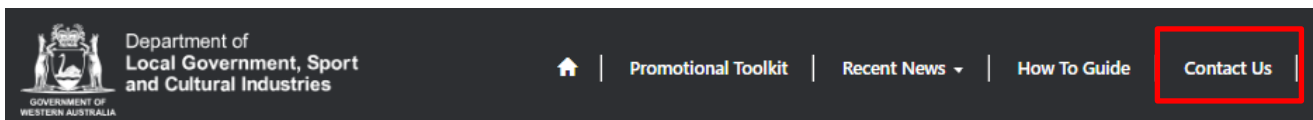
Changing the KidSport primary contact

There can only be one primary contact per club.

User accounts must not be shared between individuals.

To amend the primary contact for your club:

- Click the Contact Us page
- Then the [Change Club Primary Contact](#) link.



- Complete the form and upload evidence of the new contact's position within the club.

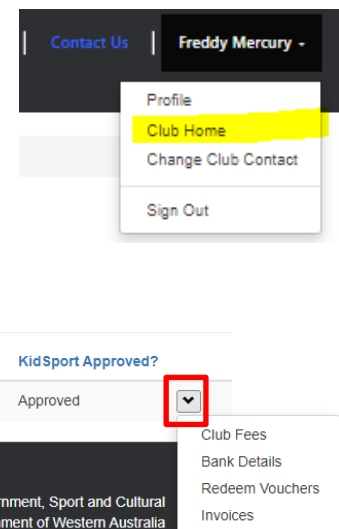
Evidence could be:

- Minutes from an AGM or meeting where they were appointed to the position.
- A letter on organisation letterhead from the president or committee confirming your position
- The KidSport team will review your request and set up a new log in account for the portal.
- The new account will replace any existing log in account.

Logging into the KidSport portal

[Navigate to the KidSport portal to sign in.](#)

- Once signed in you will be taken to the profile page.
- Access the Club Home page by clicking '**Club Home**' on the left-hand side of the screen, or by clicking your name in the top right corner.
- Navigate through the portal by using the drop-down menu next to the approval status.



Registered Name ↑	Preferred Name	Main Sports	KidSport Approved?
Test Swim School	Swim School	Swimming	Approved

© Department of Local Government, Sport and Cultural Industries, Government of Western Australia

Once you have opened a view, you can switch between the views by using the tab bar.



Updating KidSport club details

- After you have logged on, click the clubs **Registered Name** (in blue).

DEPARTMENT OF LOCAL GOVERNMENT SPORT AND CULTURAL INDUSTRIES	Test Club 111	Flying Disc	N/A	▼
---	---------------	-------------	-----	---

- Click **Edit** to update any club details and then 'Save' when completed.
- **Please note:** Updating your club details may result in your club being set back to pending.
- The KidSport team will review your changes within one working week.

Club Details



Club fees

Fees are required to be updated each calendar year.

Fees are used to assess KidSport voucher applications, so it is important to keep these up to date.

Updating fees

On the Club home page, click the drop down to the right of your club status and select **Club Fees**.

Registered Name ↑	Preferred Name	Main Sports	KidSport Approved?	
Test Swim School	Swim School	Swimming	Approved	▼

- Club Fees
- Bank Details
- Redeem Vouchers
- Invoices

Copyright Disclaimer Privacy About this website

© Department of Local Government, Sport and Cultural Industries, Government of Western Australia

Registration fees

Clubs must list their registration fees separately and be descriptive in their title.

For example:

- E.g., AusKick, Junior membership fee, Yearly membership fee, or Term fee U12's – not just 'Registration Fees'.

Uniform and Equipment fees

Uniforms and equipment may be purchased from a KidSport Club using KidSport vouchers.

It is at the discretion of the club if they choose to opt in and accept KidSport vouchers for uniforms and equipment.

To opt in for uniform and equipment:


- Simply enter a Uniform fee line item and or an Equipment fee line item in the '**Registration fees**' box.
- The KidSport Club must also have a registration fee listed to be eligible to offer uniforms and equipment.
- These items must be purchased directly from the KidSport Club where the child is registering.
- Clubs must list their uniform and equipment fees separately from registration fees and be descriptive in their title.

To opt out for uniform and equipment:

- Clubs are set to opt out by default. Your club will only opt in if uniform and or equipment fees are added.
- If you have previously opted in, remove all uniform and equipment fees and your club will be set to opt out.

Adding a new fee

- Click the '**Create**' button.
- Enter details of the fee in the pop-up box.
- The name of the fee should be descriptive, E.g., AusKick, Junior membership fee, Yearly membership fee, or Term fee – not just 'Registration Fees'.
- Add the age range applicable for this fee.
- Click '**Save**'

 Create

Name *

Ages

Amount

Editing or removing an existing fee

- Click on the name of the fee in blue from the fee list.

Name ↑	Type	Ages	Amount
Juniors - Year 1-2	Registration Fee	5-7 years old	\$150.00
Juniors - Year 3-6	Registration Fee	8-12 years old	\$170.00
Seniors - High School	Registration Fee	13-18 years	\$185.00

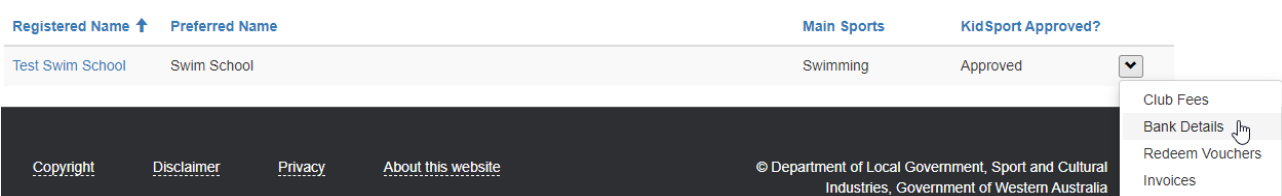
- To **edit the fee**, update details in the pop-up window then click '**Update**'.
- To **remove the fee**, click on the name in blue then click '**Remove**' in the pop-up box.

Helpful Hint: KidSport vouchers can only be matched against the club's registration fees. Please

ensure these fees reflect all the fees associated with being registered with your club to participate in an approved program.

Bank details

On the Club home page, click the drop-down arrow next to your club name and select **'Bank Details'**.



Registered Name ↑	Preferred Name	Main Sports	KidSport Approved?
Test Swim School	Swim School	Swimming	Approved

- Club Fees
- Bank Details**
- Redeem Vouchers
- Invoices

Copyright | Disclaimer | Privacy | About this website | © Department of Local Government, Sport and Cultural Industries, Government of Western Australia

Update all details then attach evidence of your bank details.

Ensure the evidence clearly displays the BSB, Account Number and Registered Name of the club.

This can be:

- A recent bank statement (in the last six months) or;
- A recent transaction record, or;
- A blank deposit slip.

Once uploaded, your bank details document will be shown next to the **'Choose file'** button.

Click **'Save'** to submit changes for verification by the KidSport team. Payments will be placed on hold until details have been verified – if any information is missing you will be contacted by KidSport.

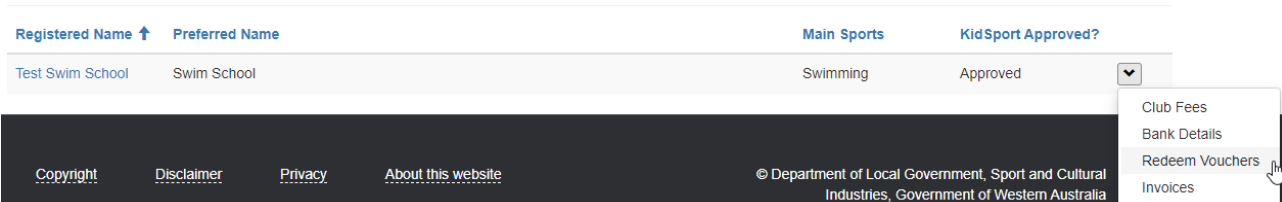
Please note: The bank details submitted will be used for all payments from the Department of Local Government, Sport, and Cultural Industries for your organisation (one account per ABN).

You can update your bank details at any time.

Redeeming a KidSport voucher

Please note: The KidSport team cannot provide codes to clubs directly.

On the club home page, click the drop-down arrow to select **'Redeem Vouchers'**.



Registered Name ↑	Preferred Name	Main Sports	KidSport Approved?
Test Swim School	Swim School	Swimming	Approved

- Club Fees
- Bank Details
- Redeem Vouchers**
- Invoices

Copyright | Disclaimer | Privacy | About this website | © Department of Local Government, Sport and Cultural Industries, Government of Western Australia

To claim a child's KidSport voucher, first receive the code from the parent and or guardian.

Then validate the voucher with the unique code by **clicking on the child's first name**.

KidSport voucher codes are sent to the parent and or guardian only. The code will be a combination of letters and numbers (e.g. 123ABC) and is valid for 90 days from date of issue.

Enter the code in the Voucher Code field and click the **'Send Validation Code' button**.



The image shows a form with a text input field labeled "Voucher Code *" and a blue button labeled "Send Validation Code". A mouse cursor is pointing at the button.

The applicant will then move from the **'Approved'** view to the **'Validated'** view.

Viewing claimed vouchers

You can switch between each view by using the drop-down menus.

- **'Validated' view** shows vouchers that have been processed with a valid code and are pending payment.
- **'Paid and Claimed' view** shows vouchers that have been paid to the club. This view also includes the invoice number attached to the paid voucher.



The image shows a drop-down menu with three options: "Paid and Claimed", "Approved", and "Validated". The "Paid and Claimed" option is selected and highlighted in blue, with a mouse cursor pointing at it.

Helpful Hints:

1. The **Quick Search** function allows you to search all fields.
2. Use the filter options to narrow down any view. You can export the displayed view to an excel spreadsheet by clicking the **Export button**.
3. A child will only appear in your list if they have selected your club on their application form.
If you cannot find a child's voucher:
 - a) Check your **validated view** section to check you haven't already claimed the voucher.
 - b) Contact the parent and or guardian and ensure they have applied for KidSport and chosen your club.
 - c) Contact the KidSport team if you are unsure.

To search on partial text, use the asterisk (*) wildcard character.



The image shows a search input field labeled "Quick Search" with a magnifying glass icon on the right.

Payment of KidSport funding

All clubs will receive direct payments from DLGSC. Clubs need to validate the child's voucher with the unique code to receive funding.

After validation:

1. The voucher will be automatically attached to an invoice in a weekly process. **Clubs do not need to create an invoice.**
2. Once the invoice has been created, a PDF copy will be emailed to the club from the KidSport team. This invoice will list the names of the children's vouchers included in the batch payment.
3. DLGSC will make a payment to the club bank account. This will appear as a payment from DLGSC – Culture.
4. A PDF remittance advice will be emailed to the club from accountspayable@dlgsc.wa.gov.au once the payment has been paid. This remittance will list the KidSport invoice numbers that have been paid.

Viewing invoices

On the Club home page, click the drop-down arrow to select '**Invoices**'.

Registered Name ↑	Preferred Name	Main Sports	KidSport Approved?
Test Swim School	Swim School	Swimming	Approved

- Club Fees
- Bank Details
- Redeem Vouchers
- Invoices**

© Department of Local Government, Sport and Cultural Industries, Government of Western Australia

[Copyright](#)
[Disclaimer](#)
[Privacy](#)
[About this website](#)

- Click on the invoice number that you are wanting to review.
- This will show you the details of the invoice, the total amount, and a PDF attachment of the invoice.
- By clicking on the attachment, you will be able to download the PDF copy of your invoice.

Refund Process

Prior to arranging a refund, please view the [Refund Guidelines](#) found on the KidSport website. In no circumstance can the club provide a monetary KidSport voucher refund to the child, parent or guardian. Funds should only be exchanged between DLGSC and the club.

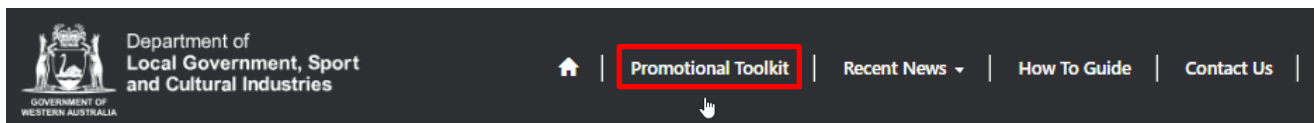
Please note the department will adhere to all individual organisation's refund policies.

To initiate a refund:

1. Contact the KidSport team to notify of the parent's request for refund.
2. KidSport team will contact the parent and assess refund request.
3. If the request is approved KidSport will send an invoice to the club for the agreed amount to be refunded. Details of the department's account and email will be on the invoice provided.
4. Club is required to email a payment receipt to Kidsport once refund payment is processed.*
5. Once Kidsport receives the refund, the parent is advised of available funds for their child.

**KidSport Clubs who fail to make payment of invoices within the required time frame may be placed on hold from receiving further KidSport funding.*

Promotional Material

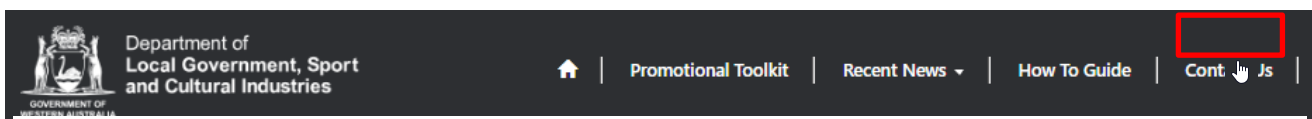


You can view the Promotional Toolkit from the top banner in the portal.

Promote KidSport in your community using the images and content on the [website](#). Use the sample text online to share the KidSport program in your newsletter, website and on social media.

If you would like any further material or have any suggestions on how we can support you to promote KidSport, please don't hesitate to contact the team.

Contact Us



If you have any questions or would like the team to provide further training, please don't hesitate to contact the **KidSport Team** or use the '**Contact Us**' button in the portal.

P: (08) 9492 9911

E: kidsport@dlgsc.wa.gov.au